

# Specification

Customer Name : \_\_\_\_\_

Customer P/N : \_\_\_\_\_

Refond P/N : \_\_\_\_\_

Sending Date: \_\_\_\_\_

Technical Reference			Sample	Mass Product		
Customer approval			Refond approval			
Approval	Audit	Confirmation	Approval	Audit	Confirmation	
Qualified		Disqualified	Date			

Address: 1-

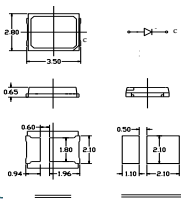

## Features

- PLCC-2 Package.
- Extremely wide viewing angle.
- Suitable for all SMT assembly and solder process.
- Available on tape

SMT


Confidential

Confident







Con





Confide



Co

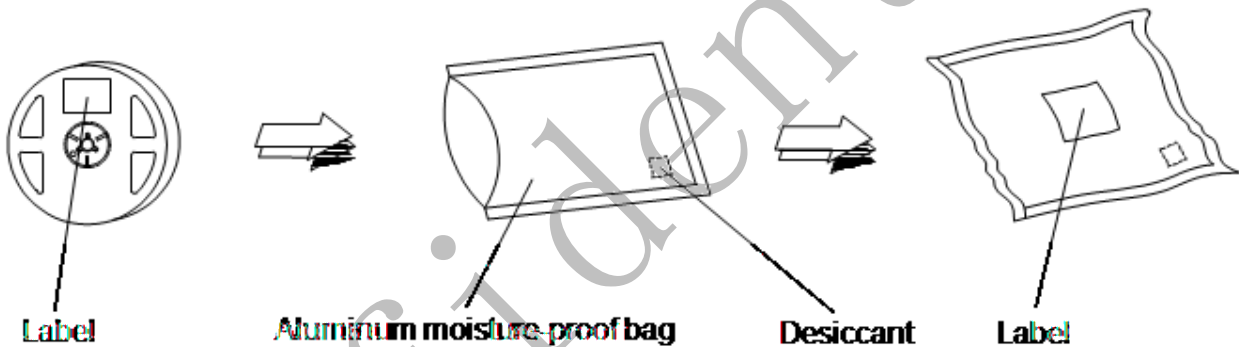


■ Label Form Specification

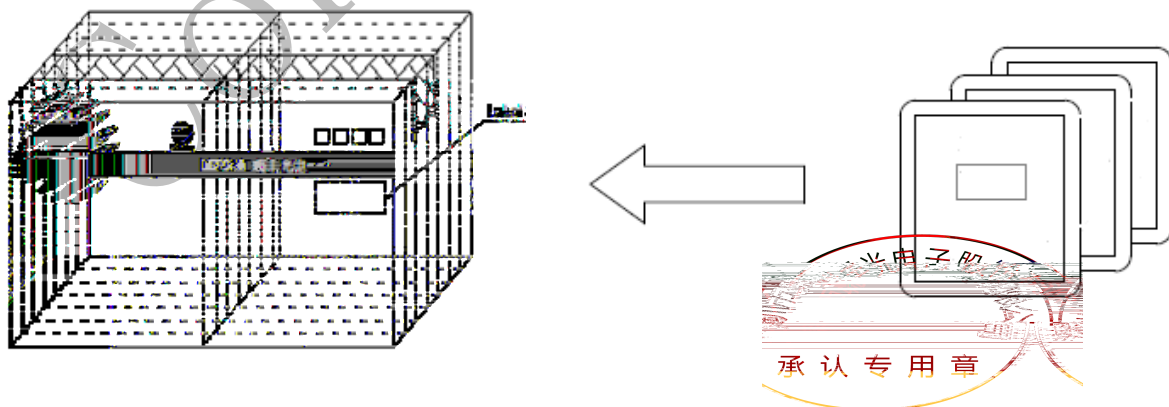
PART NO.	
SPEC NO.	
LOT NO.	
<hr/>	
BIN CODE	
	XY
VF	
	QTY:
	DATE:

PART NO.	Part Number
SPEC	SpecNumber
LOT NO.	Lot Number
BIN CODE	Bin Code
	Luminous flux
X/Y	Chromaticity Bin
VF	Forward Voltage
QTY	Packing Quantity
DATE	Made Date

■ Moisture Resistant Packing Process



■ Cardboard Box





## Reliability Test Items And Conditions

Test Items	Ref.Standard	Test Condition	Time	Quantity	Ac/Re /
------------	--------------	----------------	------	----------	------------

Confidential

Confide



## Handling Precautions

1>.LED operating environment and sulfur element composition cannot be over 100PPM in the LED mating usage material. This is provided for informational purposes only and is not a warranty or endorsement.LED工作环境及与

LED 900PPM , 100PPM , 900PPM ,

900PPM ,

1500PPM

LED

2>.VOCs (Volatile organic compounds) emitted from materials used in the construction of fixtures can penetrate silicone encapsulants of LEDs and discolor when exposed to heat and photonic energy. The result can be a significant loss of light output from the fixture. Knowledge of the properties of the materials selected to be used in the construction of fixtures can help prevent these issues. Refond advises against the use of any chemicals or materials that have been found or are suspected to have an adverse affect on device performance or reliability. To verify compatibility, Refond recommends that all chemicals and materials be tested in the specific application and environment for which they are intended to be used. Attaching LEDs, do not use adhesives that outgas organic vapor.

LED


LED

3>.Handle the component along the side surface by using forceps or appropriate tools; do not directly touch or Handle the silicone lens surface, it may damage the internal circuitry.

4>.In designing a circuit,the current through each LED must be exceed the absolute maximum rating specified for each LED.In the meanwhile,resistors for protection should be applied,otherwise slight voltage shift will cause big current change,burn out may happen. The driving circuit must be designed to allow forward voltage only when it is ON or OFF.If the reverse voltage is applied to LED, migration can be generated resulting in LED damage.

LED

Co



13>.Other points for attention, please refer to our LED user manual.

LED

**Declare**

This specification is written both in English and in Chinese and the latter is formal.

Both the customers and Refond will agree on official specifications of supplied products before a

M M

Confidential

