

# Outdoor lighting modules


## 1.1

## Outdoor lighting modules

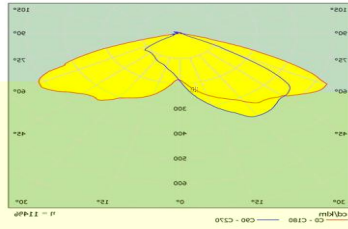
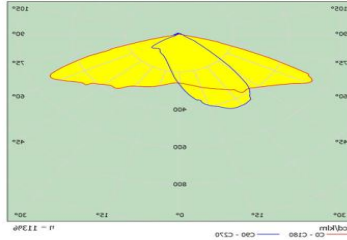


Part Number	mm) module size	(V) module voltage	(mA) module current	(W) module power	(lm/W) module efficacy	CRI	module viewing angle
RF-MTR**WS30-Q1	300*70*40	42-52	8 8	30	110-160	70	55*150 /80*150
RF-MTR**WS40-Q1				40	100-150		
RF-MTR**WS50-Q1				50	100-140		

# Outdoor lighting modules



## Outdoor lighting modules



Main spec:

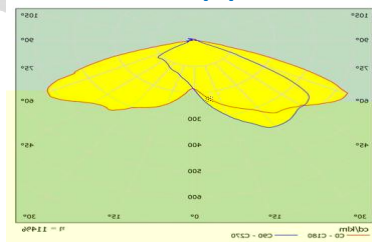
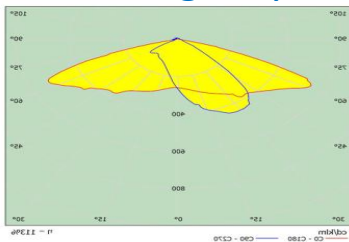
Module luminous flux	≥6750lm@940mA	Module input voltage	DC 36/48V
Module power:	27W/ 36W/ 45W /50W	Module light efficiency	140-150lm/W
Lighting fixture power:	30W/ 40W/ 50W	Lighting fixture efficiency	125-135lm/W
CCT:	2200-6500K		
CRI:	≥70		
Lighting distribution curve type:	Type II (55*150 ) / Type III (80*150 )		
Average life span:	50,000 hours		
Waterproof level:	IP66		
Weight :	620g	Product Size	L300*W70*H53mm
Ambient temperature:	-40~45	Pad temperature:	70 @30
Certification	N.A		

## Light distribution curve type

# Outdoor lighting modules

## 1.2

### Street light specifications and application introduction



:Main spec:

Rated power:60W/ 100W/ 150W/ 200W/ 240W/ 320W

Rated voltage 90~305V AC/ 176~305V AC/ 249~528V AC

Frequency and power factor 50/60Hz Pf0.98

Whole lighting efficiency 125-135lm/W

CCT:2000-6500K

CRI:≥70

Light distribution type: Type II (55\*150 ) Type III (80\*150 )

Average life span:5

waterproof level:IP67

weight :<10Kg

Ambient temperature:-40~45

Shell temperature:55-62

Certification CE\TUV\CCC

Application scene


Suitable for urban roads, express roads, main roads, secondary roads, branch roads and residential area lighting, etc.;



# Outdoor lighting modules

## Outdoor flood light modules


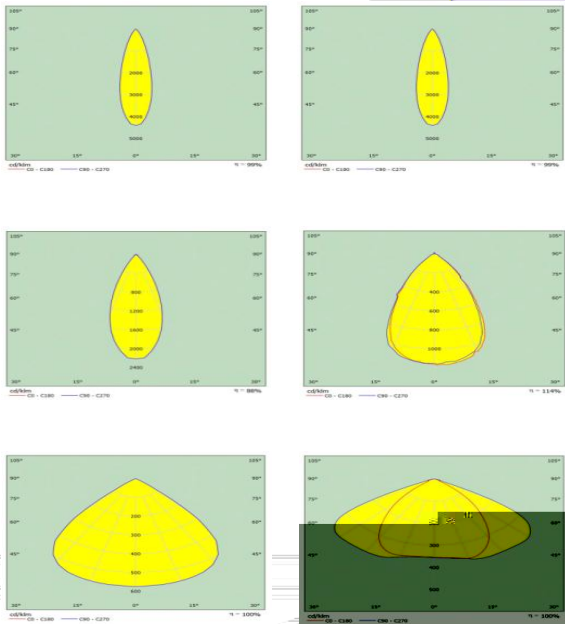
2.1



Part Number	mm) module size	(V) module voltage	(mA) module current	(W) module power	(lm/W) module efficacy	CRI	module viewing angle
RF-MTJ50WS27-Q1	300*70*40	42-52	14 2	27	110-170	70	24 /36 /60 /90 /90*120
RF-MTJ50WS36-Q1				36	110-170		
RF-MTJ50WS45-Q1				45	100-150		
RF-MTJ50WS54-Q1				54	100-150		

# Outdoor lighting modules



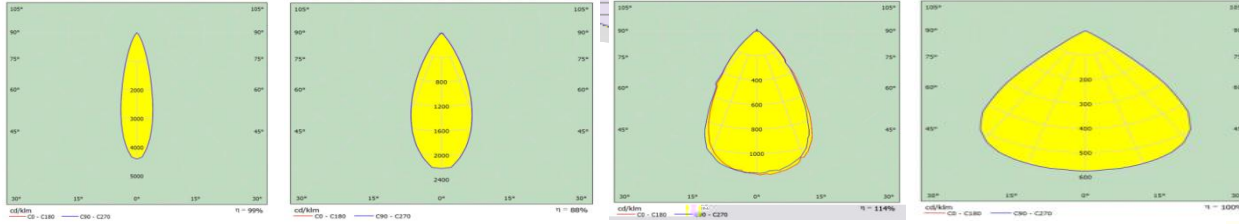
## Outdoor flood light modules



Module power: 27W/ 36W/ 45W	Module input voltage	DC
System power: 30W/ 40W/ 50W	36/48V	Module light efficiency 140-170lm/W
CCT: 2200-6500K		Whole light efficiency 125-135lm/W
Light distribution type: 24 30 36 60 90 90*120		CRI: ≥70
Average life span: 5		
waterproof level: IP66		
Weight: 620g		Product Size L300*W70*H53mm
	Working temperature: -40~45	Pad temperature: 70 @30
Certification N.A		

Light distribution curve type

## 2.2



### Main spec:

Rated power:100W/ 150W/ 200W/ 240W/ 300W/ 400W/ 500W

Rated voltage 90~305V AC/ 176~305V AC/ 249~528V AC

Frequency and power factor 50/60Hz Pf0.98

Whole lighting efficiency 125-135lm/W

CCT:2000-6500K

CRI:≥70

Light distribution type: 24 / 30 / 36 / 60 / 90 /90X120

Average life span:5


waterproof level:IP67

Weight:<20Kg

Ambient temperature:-40~45

Shell temperature:55-62

Certification CE\TUV\CCC



road lighting, airport/port lighting, stadium lighting, exhibition hall lighting, high-pole lamp square lighting, etc.;

谢谢！  
Thank you!

创新驱动·丰富美好生活！  
Innovation enrich life

深圳中恒世纪电子有限公司

